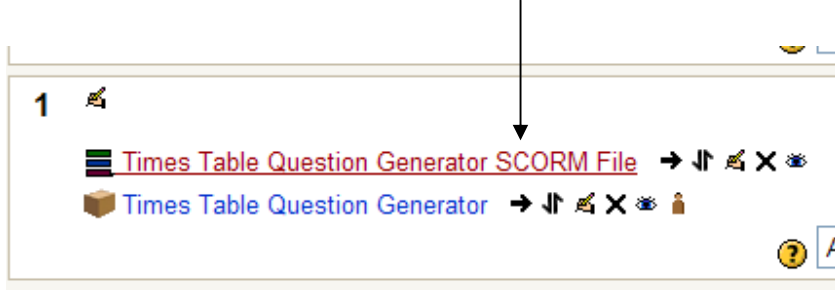




# Adding a SCORM file from the NDRB

Resources from the National Digital Resource Bank (NDRB) are in SCORM format. This is the simplest way of adding them to your platform

Please download the SCORM file from the central platform



## Step 1

Open the course to which you would like to add the file to and click the **Turn editing on** button

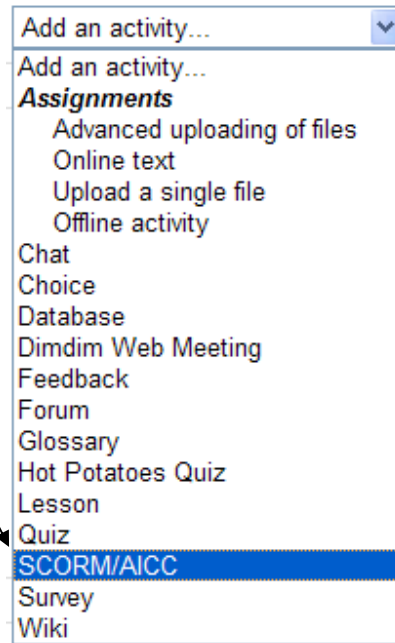




## Step 2

Go to the topic which you wish to add the SCORM resource to.

From the drop down menu titled 'Add an activity' select 'SCORM/AICC'.





### Step 3

You will then be presented with the following screen

Complete the following

- Enter a Name for the file (this will be displayed on your course)
- Enter some summary information, this will be displayed when the student enters the resource (mandatory)

### Step 4

Click 'Choose or upload file'



# Stockport School's E-Learning Platform

Every Child Matters

Today's Children Stockport's Future

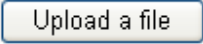
A new window will now open showing your course files

Name	Size	Modified	Action
<input type="checkbox"/> Class_4_images	23KB	13 May 2009, 02:19 PM	Rename
<input type="checkbox"/> Class_pictures	26.9KB	2 April 2009, 10:16 AM	Rename
<input type="checkbox"/> backupdata	1007 bytes	17 March 2009, 03:13 PM	Rename
<input type="checkbox"/> moddata	458.4KB	1 June 2009, 10:25 AM	Rename
<input type="checkbox"/> Capitals.jmt	3.1KB	2 April 2009, 10:31 AM	Choose Rename
<input type="checkbox"/> Counting_Games.zip	332.8KB	1 June 2009, 10:25 AM	Choose Unzip List Restore Rename
<input type="checkbox"/> E-Learning_Word_Document.doc	23.5KB	15 May 2009, 02:09 PM	Choose Rename
<input type="checkbox"/> Times_Table_Question_Generator_2_zip	195.8KB	1 June 2009, 12:55 PM	Choose Unzip List Restore Rename
<input type="checkbox"/> bbc.jpg	1.8KB	13 May 2009, 02:11 PM	Choose Rename
<input type="checkbox"/> capitals.jmt	3.1KB	15 May 2009, 02:43 PM	Choose Rename
<input type="checkbox"/> dogs.bmp	550.5KB	15 May 2009, 01:49 PM	Choose Rename
<input type="checkbox"/> habitats.jpg	4.5KB	14 May 2009, 10:21 AM	Choose Rename
<input type="checkbox"/> ladybird.jpg	3.1KB	13 May 2009, 02:02 PM	Choose Rename
<input type="checkbox"/> rose.jpg	3.6KB	15 May 2009, 02:04 PM	Choose Rename

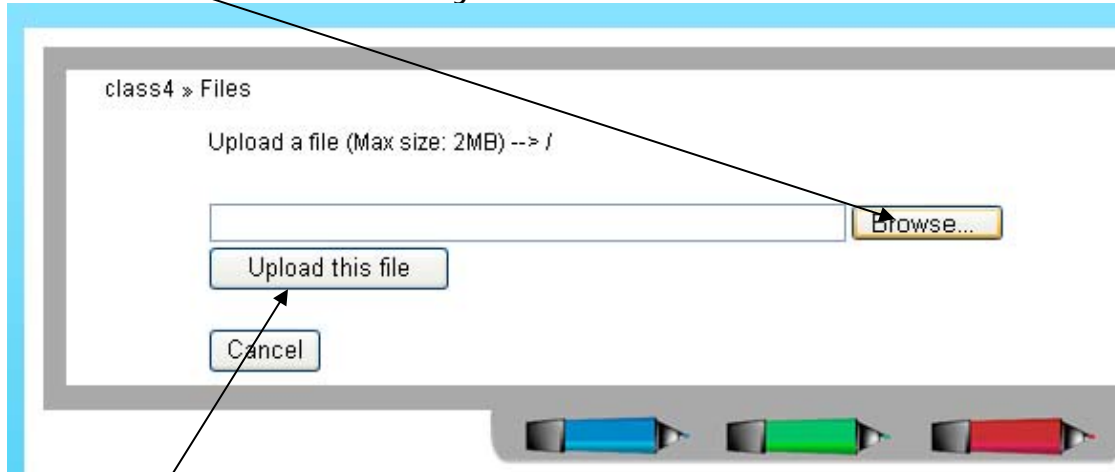
If your file is already uploaded simply click **Choose** and go to Step 6. If not go to Step 5.



## Step 5

Click upload a file  in the bottom right.

Click Browse and locate your file

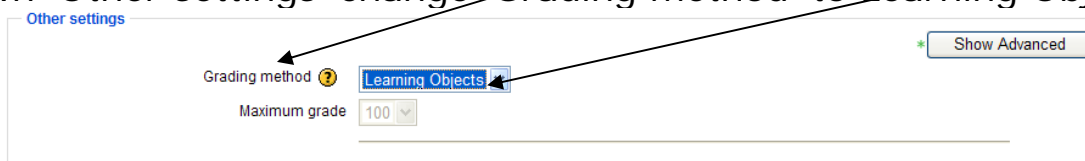


Click 'Upload this file' to upload the file

Now simply click **Choose**.

## Step 6

In 'Other settings' change 'Grading method' to Learning Objectives






## Stockport School's E-Learning Platform

Every Child Matters

Today's Children Stockport's Future

You may also want to change the size at which the resource is displayed (change height to 1000 for best view)

Stage size 

Width

Height

Scroll down and click 'Save and return to course'